


OPPORTUNITIES & CHALLENGES FOR THE REPAIR COMMUNITY

SHAREPAIR FINAL
CONFERENCE

10/03/2023

Interreg 
North-West Europe
SHAREPAIR
European Regional Development Fund



WELCOME

AGENDA

What did we do?

How we engaged communities

What did we learn?

Challenges and lessons

Questions



**OPPORTUNITIES &
CHALLENGES FOR THE
REPAIR COMMUNITY**

Rosalie Heens, Repair & Share
Simon Frémineur, Repair Together
James Pickstone, The Restart Project

Interreg 
North-West Europe
SHAREPAIR
European Regional Development Fund

WELCOME

AGENDA

What did we do?

How we engaged communities

What did we learn?

Challenges and lessons

Questions



Getting
informed

**OPPORTUNITIES &
CHALLENGES FOR THE
REPAIR COMMUNITY**

Rosalie Heens, Repair & Share
Simon Frémineur, Repair Together
James Pickstone, The Restart Project

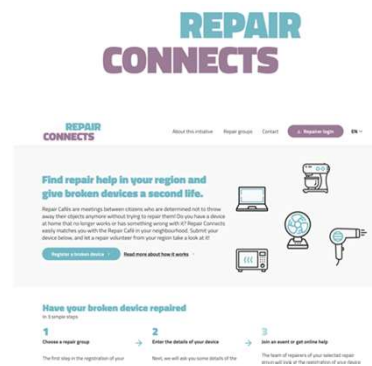
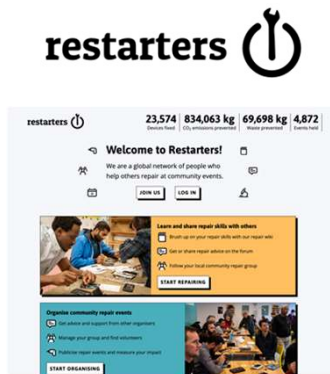
Interreg 
North-West Europe
SHAREPAIR
European Regional Development Fund



DIGITAL TOOLS FOR COMMUNITY REPAIR

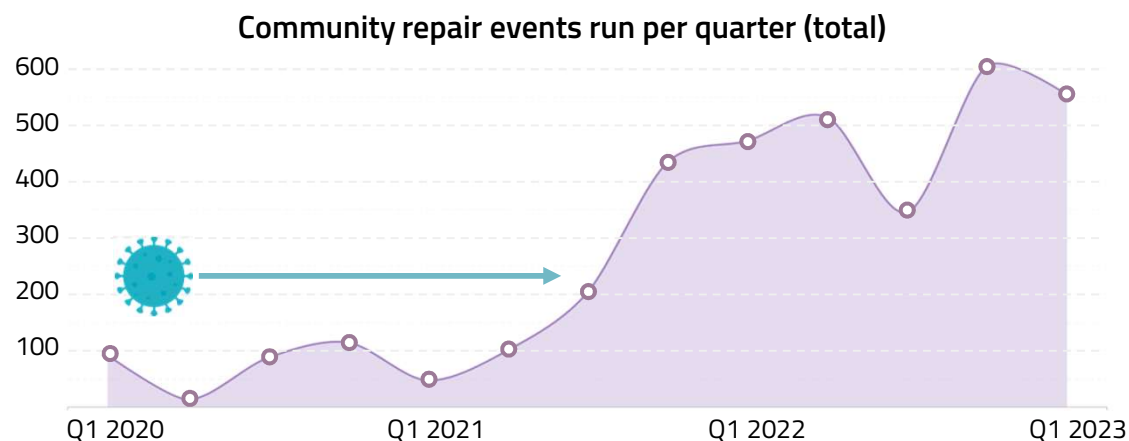
We developed platforms to help Repair Cafés...

1. record repairs attempted & measure impact
2. manage events & repairs
3. share knowledge



MEASURING OUR IMPACT: LESSONS

- The pandemic had a huge dampening effect
- Community repair is now growing again and has significant, measurable benefits
- Recording data is hard (no data for 60% of events)



OUR IMPACT

1,468

Events run
(with repair data)

203

Groups
(uploaded repair data from events)

17,133

Items fixed

59%

Repair rate

55 tonnes

Waste saved

501

tonnes

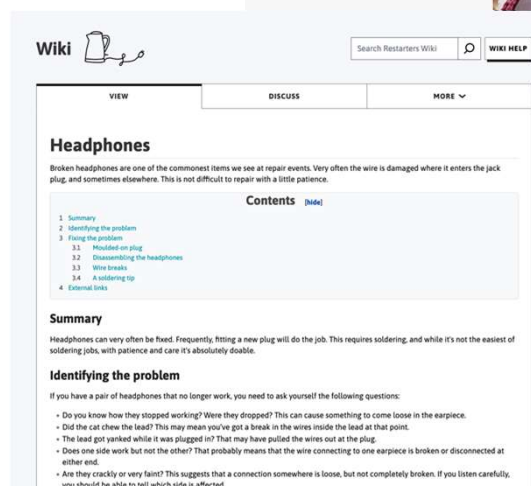
CO₂e saved

For the Sharepair region, Jan 2020 – Feb 2023
Stats from [Restarters.net](#) & [Repair Connects](#),
including Repair Together data

KNOWLEDGE SHARING

We created and expanded digital tools for volunteers to share their expertise. E.g.:


- Repair Wiki
- Online skillshare workshops



3D PRINTING FOR REPAIR

Exploring repair possibilities with 3D printing and sharing with repair communities.

- Guide (TUD)
- Technical limits (KUL)
- Online sessions (MMU)
- Trainings (RTO)
- 3D models sharing (PCO)
- ...



AGENDA


What did we do?

How we engaged communities

What did we learn?

Challenges and lessons

Questions



Building support
& community

**OPPORTUNITIES &
CHALLENGES FOR THE
REPAIR COMMUNITY**

Rosalie Heens, Repair & Share
Simon Frémineur, Repair Together
James Pickstone, The Restart Project

Interreg 
North-West Europe
SHAREPAIR
European Regional Development Fund

REPAIR CONNECTS

Matchmaking tool to continue repairing during the covid-19 period

- Possibility to create repair groups
- Repair by videoconference

The tool has evolved and allows repair groups to track repairs for face-to-face events.

The screenshot shows the REPAIR CONNECTS website. At the top, there's a navigation bar with the logo, links for 'About this initiative', 'Repair groups', 'Contact', a 'Repairer login' button, and a language selector 'EN'. Below the navigation bar, a main heading reads 'Find repair help in your region and give broken devices a second life.' This is followed by a paragraph explaining the Repair Cafés concept and a call to action to 'Register a broken device' or 'Read more about how it works'. To the right of the text are icons for various electronic devices: a laptop, a microwave, a fan, a hair dryer, and a toaster. Below this, there are three featured repair listings. Each listing includes a photo of the device, its name, registration details, and a description of the issue. The first listing is for a 'Sony - méga storage 300cd' (Hi-Fi integrated) with issue #1782. The second is for a 'CUISINART YAOURTIERE - YM400E' (Small kitchen item) with issue #1778. The third is for a 'SEAGATE - Momentus 5400.6' (PC Accessory) with issue #1759. At the bottom right, there's a button to 'Join an event or get online help' and the 'Interreg North-West Europe SHAREPAIR' logo, which is part of the European Regional Development Fund.

REPAIR CONNECTS

About this initiative Repair groups Contact [Repairer login](#) EN

Find repair help in your region and give broken devices a second life.

Repair Cafés are meetings between citizens who are determined not to throw away their objects anymore without trying to repair them! Do you have a device at home that no longer works or has something wrong with it? Repair Connects easily matches you with the Repair Café in your neighbourhood. Submit your device below, and let a repair volunteer from your region take a look at it!

[Register a broken device](#) [Read more about how it works](#)



Hi-Fi integrated
Sony - méga storage 300cd
#1782 - Registered on 01 November 2021 - Postal code: 1050
● Device to be selected for repair
Le plateau de distribution les 300 CD ne tourne plus sur lui-même, il semblerait que le moteur qu'il actionne est cassé?



Small kitchen item
CUISINART YAOURTIERE - YM400E
#1778 - Registered on 30 October 2021
● Device was repaired since 31 October 2021 by Michel P.
L'appareil à toujours bien fonctionné et il y a 2 semaines, j'ai branché la prise et plus d'affichage du display.



PC Accessory
SEAGATE - Momentus 5400.6
#1759 Hard Drive - Registered on 26 October 2021
● Device is being repaired since 27 December 2021 by Cedric H.
The hard drive was used in another computer. Now, it is wished to use it as an external drive through SATA/USB Adapter.

[Join an event or get online help](#)

Interreg 
North-West Europe
SHAREPAIR
European Regional Development Fund

SKILL SHARING SESSIONS

Face-to-face trainings where volunteers can share their repair knowledge with other volunteer repairers on different topics:

- Coffee makers repair
- TVs repair
- Printers repair
- Sewing machines repair
- Multi-products repair
- 3D printing for repair
- ...



REPAIR CAFE MOBILE

2 tours (50 events) with the Repair Café Mobile (Wallonia - BE)

Main missions:

- Showing what a Repair Café is
- Going where there is no Repair Café yet
- Repairing things
- Talking about SHAREPAIR :
3DP, data collection,...



The Repair Café Mobile project is open-source

FIXFEST

Regular global gathering for community repair

Last Fixfest was in October 2022 in Brussels:

- 150 participants from at least 23 countries
- 50 sessions (online and in person)

Key aims:

- Build and strengthen global repair community & Right to Repair movement
- Share practical knowledge, experiences, stories & inspiration
- Showcase work of Sharepair partners (and others)

FIX²⁰₂₂ **30 SEP-02 OCT**
FEST **BRUSSELS**
a global gathering
for community repair
#Fixfest



<https://fixfest.org>

Interreg 
North-West Europe
SHAREPAIR
European Regional Development Fund

REGIONAL EVENTS FOR REPAIR CAFES

Strengthening community groups practices around:

- Organisation & communication
- Recruiting & motivating volunteers
- Reaching young people
- Repair techniques

Building relationships

Peer to peer learning
& sharing of good practices



AGENDA

What did we do?

How we engaged communities

What did we learn?

Challenges and lessons

Questions



Setting the
agenda

**OPPORTUNITIES &
CHALLENGES FOR THE
REPAIR COMMUNITY**

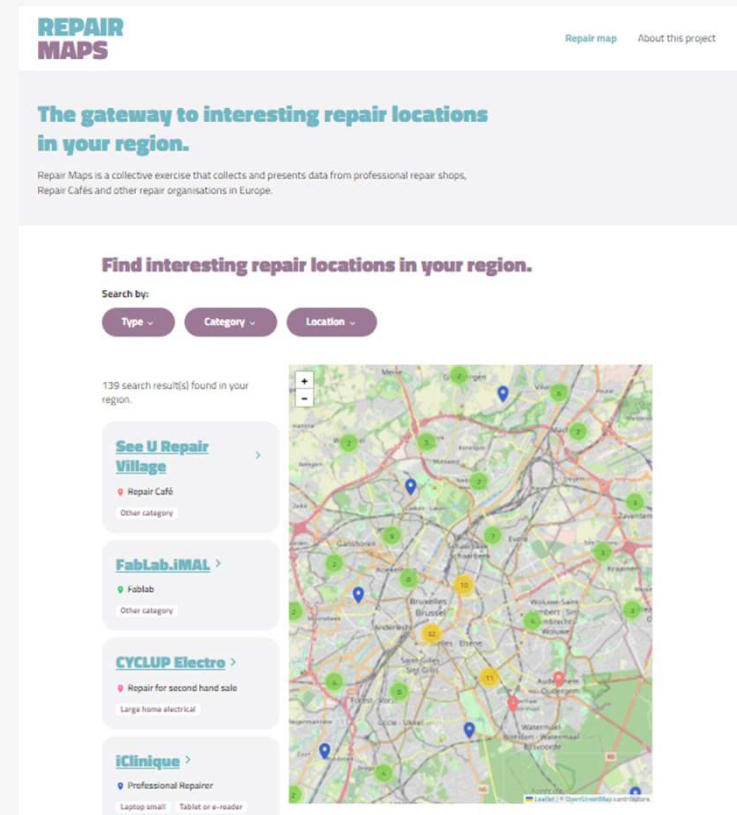
Rosalie Heens, Repair & Share
Simon Frémineur, Repair Together
James Pickstone, The Restart Project

Interreg 
North-West Europe
SHAREPAIR
European Regional Development Fund

REPAIR MAPPING TOOL

- A map showing citizens the repair options in their neighbourhood
 - professional repairers
 - volunteer groups
- Making it easier for citizens to find repair options
- Giving more visibility to repairers

<https://mapping.sharepair.org>



GUIDANCE TOOL

A tool to provide citizens with accessible DIY repair tutorials or guide them to a Repair Café or professional repairer in their neighbourhood.

REPAIR GUIDANCE [General repair tips](#) [DIY repair guides](#) [Repair map](#) [Contribute](#) [Guide](#)

1 About your device

2 Describe the problem

3 Take repair action!

[Previous step](#) [Next step](#)

Describe symptoms and problem

Let's try to diagnose what's wrong. Select a fault from a list of common issues, or describe it yourself and help us enrich our guidance library.

Product category: Inkjet printer

How old is the product?: 2-5

How did the device work before and what's the problem now?

not taking paper anymore

Apart from heat damage, the possibility of a damaged cable is relatively unlikely. Unlike hoovers, where the cable is subject to continuous tension or even a violent pull, blenders do not "suffer" from this problem.



STEP 1 Check for visible damage

The power cable may have been damaged by the heat of a gas cooker or by a hot pan placed on the cable. If the cable is burnt, a short circuit occurs between the two internal wires and the appliance causes a power cut in the whole house.

If you see that the cable has been damaged somewhere and you have at least 5-10 cm of cable on either side of the damaged area, go to step 3 to see how to repair it.

If the cable is damaged near the plug, go to step 4 to see how to replace the plug.

STEP 2 Check for invisible damage

If you don't notice any visible damage, there may be an internal break, so it is not visible to the naked eye.

It is not easy to check if the power cable is damaged. You must have access to both ends of each wire (three wires if there is an earth wire, two wires if there is not).

To access both ends of each wire you will need to open the mixer, which is not always easy or possible. Immersion blenders are among the most complicated items to open. They are often heat sealed or the plastic parts are so embedded that you have to break everything open!

With a multimeter set to continuity mode (buzzer) or Ohm mode (resistance), check that each wire is intact.

<https://guidance.sharepair.org>

CAMPAIGNS & COMMUNICATION


- Annual International Repair Day
- Variety of messages & calls to action:
 - Barriers to repair
 - Value and craftsmanship of repairers
 - Fun & positive impact of repairing
- Connecting repairers, social organisations, schools, cities, labour unions, cultural organisations,...



Interreg 
North-West Europe
SHAREPAIR
European Regional Development Fund

ADVOCACY

- Data recorded at community repair events
- Feedback from community repairers
- Survey of professional repairers



Policy recommendations
to address obstacles and seize
opportunities to stimulate repair



Interreg 
North-West Europe
SHAREPAIR
European Regional Development Fund

AGENDA

What did we do?

How we engaged communities

What did we learn?

Challenges and lessons

Questions



**OPPORTUNITIES &
CHALLENGES FOR THE
REPAIR COMMUNITY**

Rosalie Heens, Repair & Share
Simon Frémineur, Repair Together
James Pickstone, The Restart Project

Interreg 
North-West Europe
SHAREPAIR
European Regional Development Fund

WHAT DID WE LEARN ABOUT...?



Getting
informed

YES, WE CAN ...

Use data to measure
and amplify our impact

BUT

This work requires
coordination and
adequate resourcing

WHAT DID WE LEARN ABOUT...?



Building support
& community

YES, WE CAN ...

Continue to strengthen
the links between
repair communities

BUT

We need support to
accelerate the
movement

WHAT DID WE LEARN ABOUT...?



Setting the
agenda

YES, WE CAN ...

Reach and motivate a
broad public!

BUT

To reach all citizens,
we need help



WHAT DID WE LEARN ABOUT...?



Setting the
agenda

YES, WE CAN ...

Help build a political
framework that
promotes repair!

BUT

We need a structural
basis to do this



AGENDA

What did we do?

How we engaged communities

What did we learn?

Challenges and lessons

Questions



Questions?

**OPPORTUNITIES &
CHALLENGES FOR THE
REPAIR COMMUNITY**

Rosalie Heens, Repair & Share
Simon Frémineur, Repair Together
James Pickstone, The Restart Project

Interreg 
North-West Europe
SHAREPAIR
European Regional Development Fund